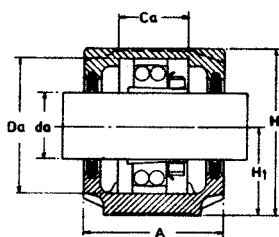
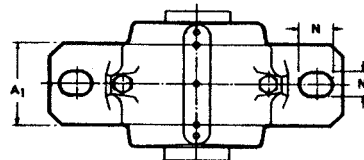



SNH PLUMMER BLOCK HOUSING FOR BEARINGS WITH ADAPTER SLEEVES

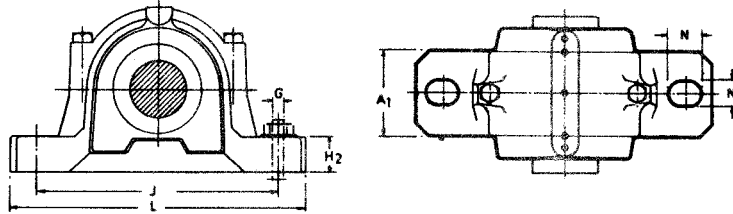


Housing with double-lip
Seals : Type TG

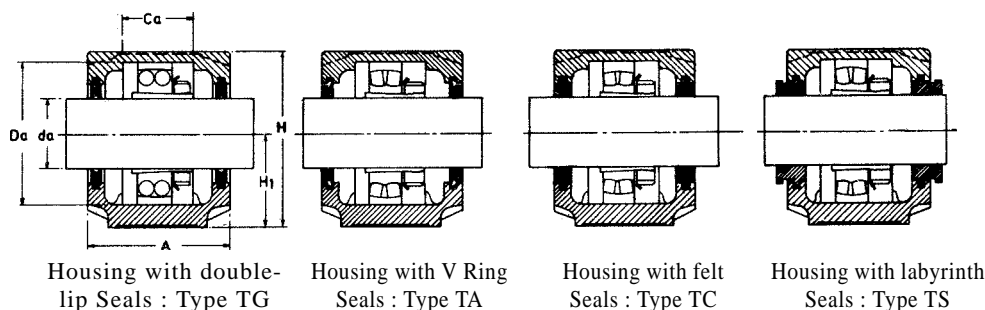


Plummer Block Designation	Shaft Dia d _a	DIMENSIONS IN MM												BEARING NO.	ADAPTER SLEEVE NO.	LOCATING RING SIZE/TWO NOS. PER HOUSING
		L	J	H ₂	H ₁	H	D _a	C _a	A	A ₁	N	N ₁	G			
SNH 505	20	165	130	19	40	74	52	25	67	46	20	15	12	1205 K 2205 K 22205 K	H205 H305 H305	5/52 3.5/52 3.5/52
SNH 506	25	185	150	22	50	89	62	32	77	52	20	15	12	1206 K 2206 K 22206 K	H206 H306 H306	8/62 6/62 6/62
SNH 605	20													1305 K 2305 K	H305 H2305	7.5/62 4/62
SNH 507	30	185	150	22	50	93	72	34	82	52	20	15	12	1207 K 2207 K 22207 K	H207 H307 H307	8.5/72 5.5/72 5.5/72
SNH 606	25													1306 K 2306 K	H306 H2306	7.5/72 3.5/72
SNH 508	35	205	170	25	60	107	80	39	85	60	20	15	12	1208 K 2208 K 22208 K	H208 H308 H308	10.5/80 8/80 8/80
SNH 607	30													1307 K 2307 K	H307 H2307	9/80 4/80
SNH 509	40	205	170	25	60	109	85	30	85	60	20	15	12	1209 K 2209 K 22209 K	H209 H309 H309	5.5/85 3.5/85 3.5/85
SNH 510	45	205	170	25	60	113	90	41	90	60	20	15	12	1210 K 2210 K 22210 K	H210 H310 H310	10.5/90 9/90 9/90
SNH 608	35													1308 K 2308 K 21308 K 22308 K	H307 H2307 H3108 H2308	9/90 4/90 9/90 4/90
SNH 511	50	255	210	28	70	127	100	44	95	70	24	18	16	1211 K 2211 K 22211 K	H211 H310 H310	11.5/100 9.5/100 9.5/100
SNH 609	40													1309 K 2309 K 21309 K 22309 K	H309 H2309 H309 H2309	9.5/100 4/100 9.5/100 4/100

SNH PLUMMER BLOCK HOUSING FOR BEARINGS WITH ADAPTER SLEEVES



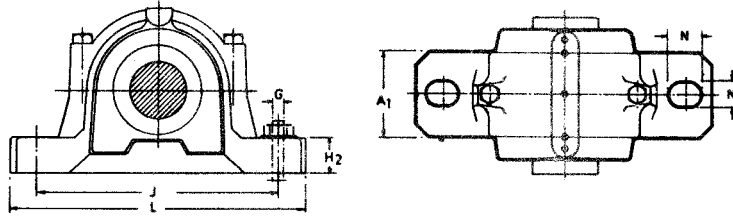
Plummer Block Designation	Shaft Dia d _a	DIMENSIONS IN MM												BEARING NO.	ADAPTER SLEEVE NO.	LOCATING RING SIZE/TWO NOS. PER HOUSING
		L	J	H ₂	H ₁	H	D _a	C _a	A	A ₁	N	N ₁	G			
SNH 512	55	255	210	30	70	133	110	48	105	70	24	18	16	1212 K	H212	13/110
														2212 K	H312	10/110
														22212 K	H312	10/110
SNH 610	45													1310 K	H310	10.5/110
														2310 K	H2310	4/110
														21310 K	H310	10.5/110
														22310 K	H2310	4/110
SNH 513	60	275	230	30	80	148	120	51	110	80	24	18	16	1213 K	H213	14/120
														2213 K	H313	10/120
														22213 K	H313	10/120
SNH 611	50													1311 K	H311	11/120
														2311 K	H2311	4/120
														21311 K	H311	11/120
														22311 K	H2311	4/120
SNH 515	65	280	230	30	80	154	130	56	115	80	24	18	16	1215 K	H215	15.5/130
														2215 K	H315	12.5/130
														22215 K	H315	12.5/130
SNH 612	55													1312 K	H312	12.5/130
														2312 K	H2312	5/130
														21312 K	H312	12.5/130
														22312 K	H2312	5/130
SNH 516	70	315	260	32	95	175	140	58	120	90	28	22	20	1216 K	H216	16/140
														2216 K	H316	12.5/140
														22216 K	H316	12.5/140
SNH 613	60													1313 K	H313	12.5/140
														2313 K	H2313	5/140
														21313 K	H313	12.5/140
														22313 K	H2313	5/140
SNH 517	75	320	260	32	95	183	150	61	125	90	28	22	20	1217 K	H217	16.5/150
														2217 K	H317	12.5/150
														22217 K	H317	12.5/150
SNH 518	80	345	290	35	100	193	160	65	140	100	28	22	20	1218 K	H218	17.5/160
														2218 K	H318	12.5/160
														22218 K	H318	12.5/160
														23218C K	H2318	6.25/160



SNH PLUMMER BLOCK HOUSING FOR BEARINGS WITH ADAPTER

Plummer Block SNH 524/620 and above are supplied with an eye bolt on top cap

SLEEVES Plummer Block Designation	Shaft Dia d _a	DIMENSIONS IN MM													BEARING NO.	ADAPTER SLEEVE NO.	LOCATING RING SIZE/TWO NOS. PER HOUSING
		L	J	H ₂	H ₁	H	D _a	C _a	A	A ₁	N	N ₁	G				
SNH 615	65	345	290	35	100	193	160	65	140	100	28	22	20	1315 K 2315 K 21315 K 22315 K	H315 H2315 H315 H2315	14/160 5/160 14/160 5/160	
SNH 519	85	345	290	35	112	210	170	68	145	100	28	22	20	1219 K 2219 K 22219 K	H219 H319 H319	18/170 12.5/170 12.5/170	
SNH 616	70													1316 K 2316 K 21316 K 22316 K	H316 H2316 H316 H2316	14.5/170 5/170 14.5/170 5/170	
SNH 520	90	380	320	40	112	215	180	70	160	110	32	26	24	1220 K 2220 K 22220 K 23220 K	H220 H320 H320 H2320	18/180 12/180 12/180 4.85/180	
SNH 617	75													1317 K 2317 K 21317 K 22317 K	H317 H2317 H317 H2317	14.5/180 5/180 14.5/180 5/180	
SNH 522	100	410	350	45	125	239	200	80	175	120	32	26	24	1222 K 2222 K 22222 K 23222 K	H222 H322 H322 H2322	21/200 13.5/200 13.5/200 5.1/200	
SNH 619	85													1319 K 2319 K 21319 K 22319 K	H319 H2319 H319 H2319	17.5/200 6.5/200 17.5/200 6.5/200	
SNH 524	110	410	350	45	140	271	215	86	185	120	32	26	24	1224 K 22224 K 23224 K	H3124 H3124 H2324	22/215 14/215 5/215	
SNH 620	90													1320 K 2320 K 21320 K 22320 K	H320 H2320 H320 H2320	19.5/215 6.5/215 19.5/215 6.5/215	

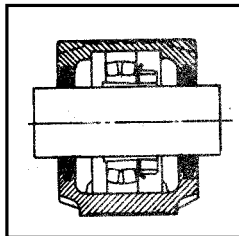


SNH PLUMMER BLOCK HOUSING FOR BEARINGS WITH ADAPTER SLEEVES

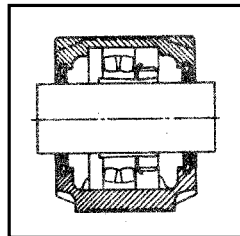
Plummer Block SNH 524/620 and above are supplied with an eye bolt on top cap

Plummer Block Designation	Shaft Dia d_a	DIMENSIONS IN MM												BEARING NO.	ADAPTER SLEEVE NO.	LOCATING RING SIZE/TWO NOS. PER HOUSING
		L	J	H ₂	H ₁	H	D _a	C _a	A	A ₁	N	N ₁	G			
SNH 526	115	445	380	50	150	290	230	90	190	130	35	28	24	22226 K 23226 K	H3126 H2326	13/230 5/230
SNH 528	125	500	420	50	150	302	250	98	205	150	42	35	30	22228 K 23228 K	H3128 H2328	15/250 5/250
SNH 530	135	530	450	60	160	323	270	106	220	160	42	35	30	22230 K 23230 K	H3130 H2330	16.5/270 5/270
SNH 532	140	550	470	60	170	344	290	114	235	160	42	35	30	22232 K 23232 K	H3132 H2332	17/290 5/290

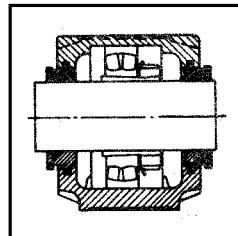
HOUSING FOR THROUGH SHAFTS BOTH ENDS OPEN.



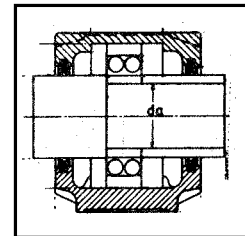
Housing with Felt Seals : Type TC



Housing with Two V Rings : Type TA

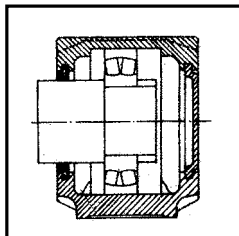


Housing with Two labyrinth Seals : Type TS

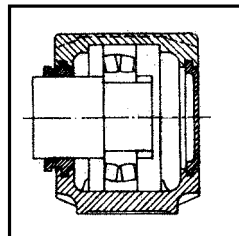


Housing with double-up seals : Type TG

Housing for End shaft one end closed



One End Cover & One V Ring Seal : Type ATA



One End Cover & One laby : Type ATS